



Coal Mine Water Treatment and Proposed CMER

Western Canadian Coal Society
April 29, 2019
CMER Presentation/Discussion Panel

Presented by:
Mario Bianchin, Ph.D., P.Geo.
Principal Hydrogeochemist
Manager, Environmental Engineering and Contaminants
Environment and Infrastructure Solutions, Burnaby

Contact: mario.bianchin@woodplc.com
Direct: 604 295 1634
Mobile: 604 868 4547

woodplc.com

Agenda

1. Proposed CMER Effluent Standards
2. Overview of Coal Sector Water Management Model
3. Overview of Coal BATA/BATEA (2014)
4. New Technologies being advance
5. Conclusions



Proposed CMER Standards (Signal Check: Proposed Coal Mine Effluent Regulations)

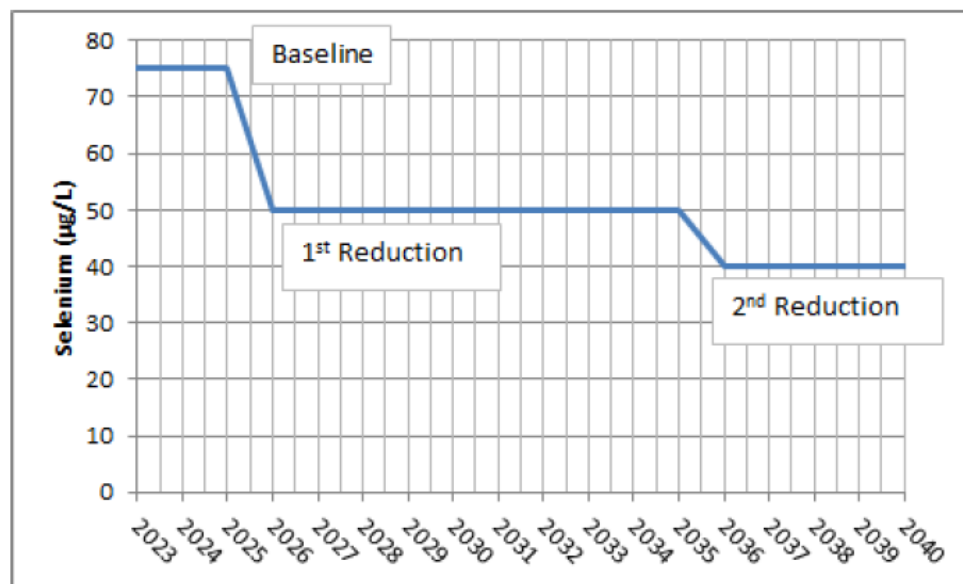
General Approach:

Parameter	Unit	Existing Mines		New Mines and Expansions	
		Max Monthly Mean	Max Grab	Max Monthly Mean	Max Grab
TSS	mg/L	35	70	35	70
Se-T	µg/L	10	20	5	10
NO ₃ -T	mg-N/L	10	20	3	10

Alternative Approach:

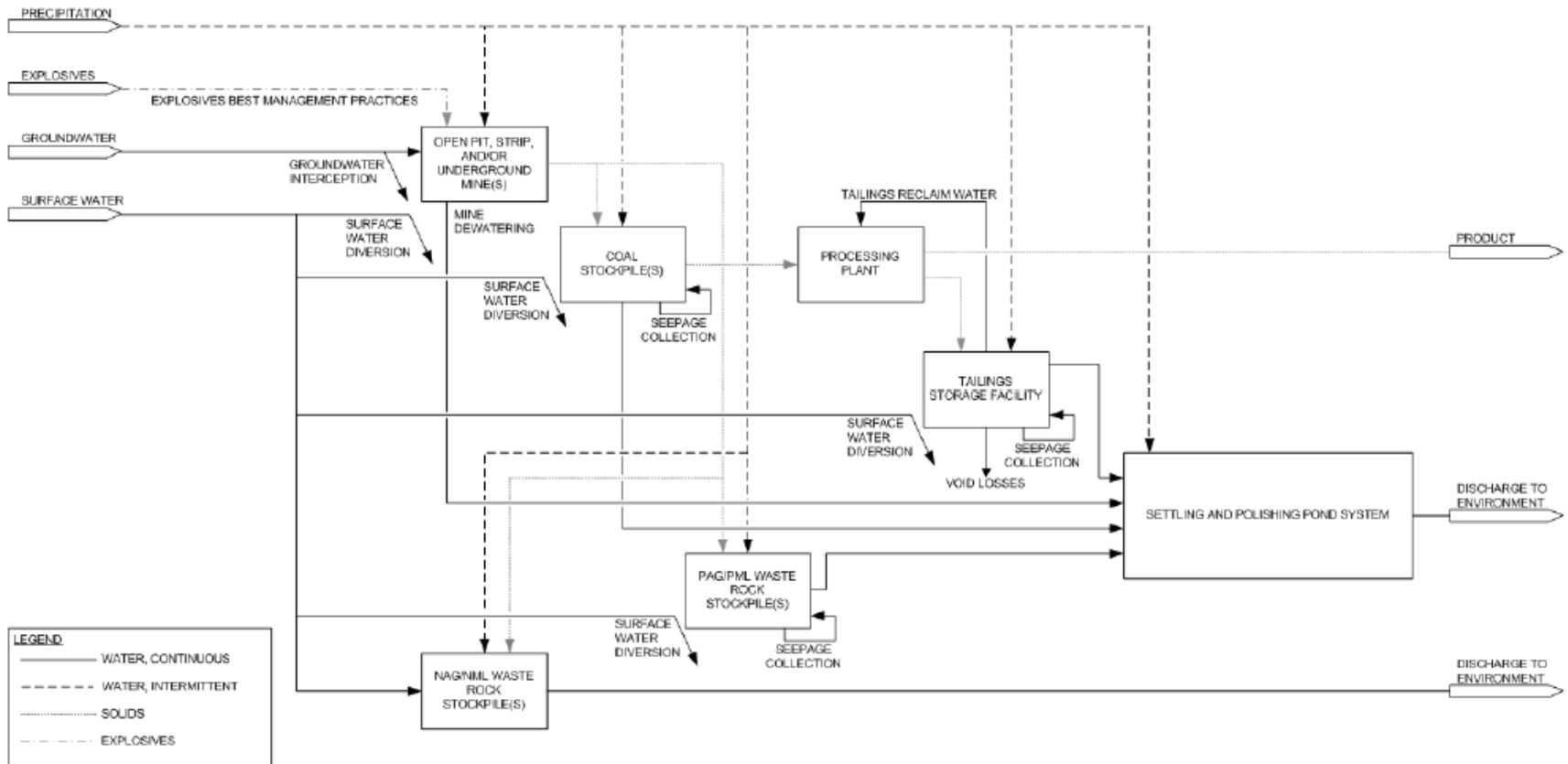
For selenium:

- ECP Receiver-based compliance
- Increasing stringent compliance limits every 10 yrs (see chart)
- Adaptive management approach and EEM results to assign compliance limits



Coal Sector Water Management Model

Source: MEND Report 3.50.1 Figure 6-70 p.245



Overview of BATEA

Coal Sector BATEA Selection Table (Source: MEND Report 3.50.1 Table 10-11 p.508+)

Technology	Effluent Concentrations	Incremental OPEX	Incremental CAPEX
Model Effluent Management and Treatment System	TSS <77 mg/L Se < 380 µg/L	none	none
Sulfide Precipitation (with Polymeric Organosulfide Adds)	Se < 50 µg/L	CAD\$0.21/m ³	CAD\$370/m ³ /hr
Ferric Iron Co-Precipitation	Se < 90 µg/L	CAD\$2.78 – 3.53/m ³	CAD\$19,40 – 24,240/m ³ /hr
Selective Ion Exchange	Se < 10 µg/L	CAD\$0.85/m ³	CAD\$25,470/m ³ /hr
Adsorption – Zero valent iron	Se < 10 µg/L	CAD\$2.32-3.18/m ³	CAD\$27,100-\$63,730/m ³ /hr
Active Anoxic Biological Reduction <ul style="list-style-type: none"> • FBR • ABMet® 	Se < 5 - 20 µg/L Se < 5 µg/L	CAD\$1.59/m ³ CAD\$1.29/m ³	CAD\$54,670/m ³ /hr CAD\$72,900/m ³ /hr
Nanofiltration	Se < 50 µg/L	CAD\$0.79/m ³	CAD\$59,100/m ³ /hr



Passive/Semi-Passive Biological Treatment

Saturated Rock Fill (SRF)

Teck Elk Valley Operations (EVO) new SRF

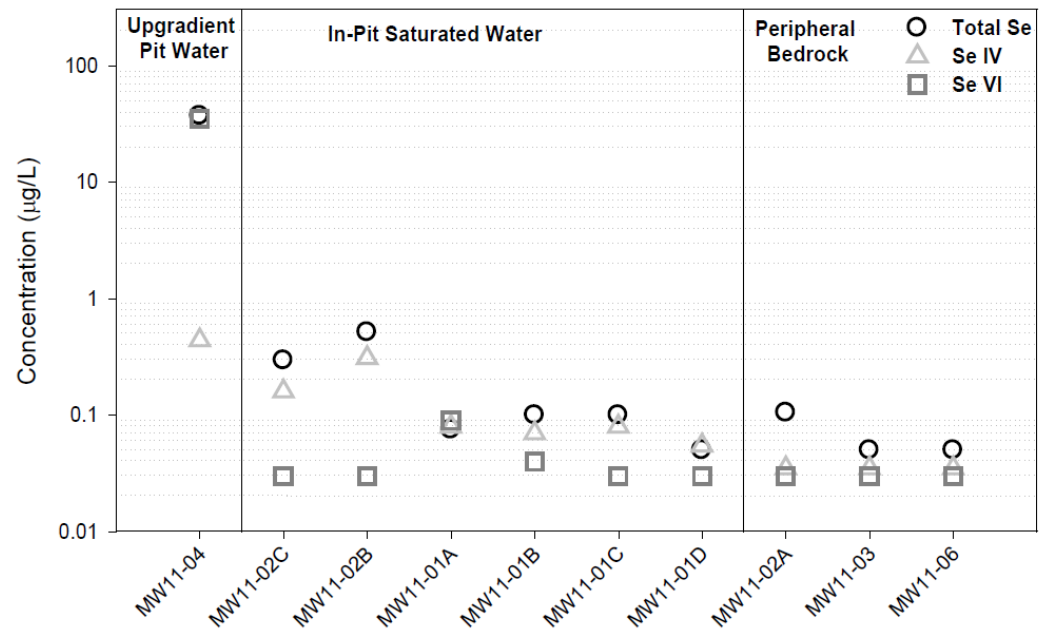
- 10,000,000 million litres/day
- "achieving near-complete removal of selenium and nitrate"
- CAD\$41 million
- Exceeds treatment capacity of Teck's West line Creek AWTF.
- Lower OPEX than AWTF

Source: Teck New Release October 15, 2018; Teck Reaches Milestone in Water Quality Research Program

Brule Mine Pilot Test-Trial

- Effluent Se-T concentration
< 1 µg/L

Source: Bianchin, M., A., Martin and J. Adams, 2013. *in-Situ Immobilization of selenium within the saturated zone of backfilled pits at coal-mine operations [C]*. doi:<http://dx.doi.org/10.13288/1.0042640>. Figure 3.



Summary of Biological Treatment for Metals Removal

Biological Treatment is BAT for Selenium Removal:

- Anoxic Biological Removal Active Treatment (ABMet®) is the only BATEA (MEND 2014)
 - Able to achieve $<5 \mu\text{g/L}$ Se-T in effluent
- Semi-passive Anoxic Biological Active Treatment (SRF) is achieving BATEA-level performance
 - Able to achieve $< 1 \mu\text{g/L}$ Effluent Se-T concentration.
- Other semi-passive Anoxic Biological Active Treatment technologies are being implemented in Western Canada e.g., Biochemical reactors (BCRs).
- New mines and expansions should be able to meet future CMER standards through use of BMPs in water management and BAT/BATEA. Design needs to consider available real-estate available for treatment.
- Treatment levels may be achievable through modular approach of BATs ie.
 - sediment pond + BCR + polishing pond + settling pond + other polishing (wetland, sulfur modified iron (SMI)).



wood.

woodplc.com